Implant Report

Patient: John Hutton-Leggat CN9903
Date of birth: 01/02/1982

Patient Information

Name:	John Hutton-Leggat CN9903
Date of birth:	01/02/1982
Clinician:	JAMES
Drug therapies:	
General health	

Exam Information

Exam Date:	14/08/2026
Images:	512
Slice thickness:	0.16
Description:	
Project name:	John Hutton-Leggat

Planning Information

Implants type:	Bredent
Number of implants:	2
Immediate loading:	Yes
Type of guide:	Mucosa soft tissue suppo Fixation pins
	Yes

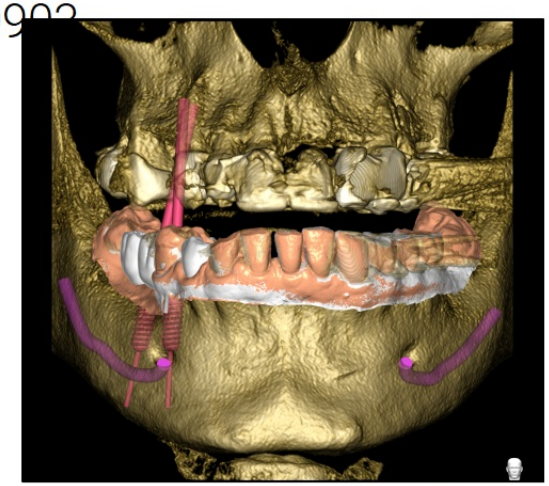

Frontal view



Occlusal view

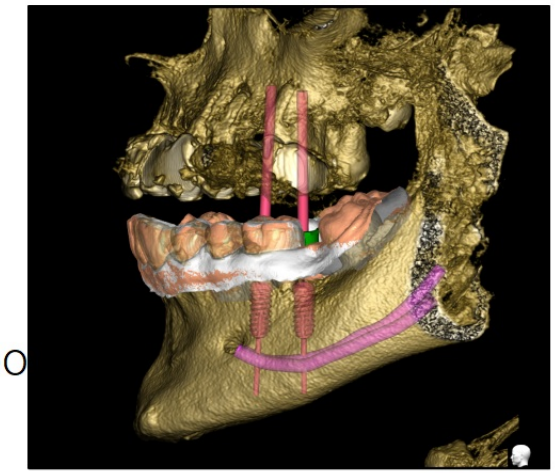

Left view

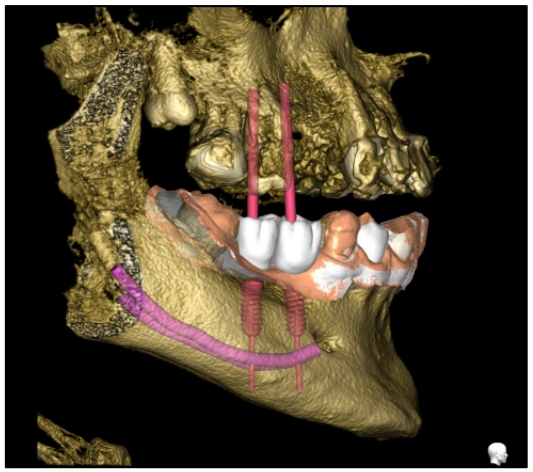

Right view

Planning scheme: Implants

Patient: John Hutton-Leggat CN9903
Date of birth: 01/02/1982

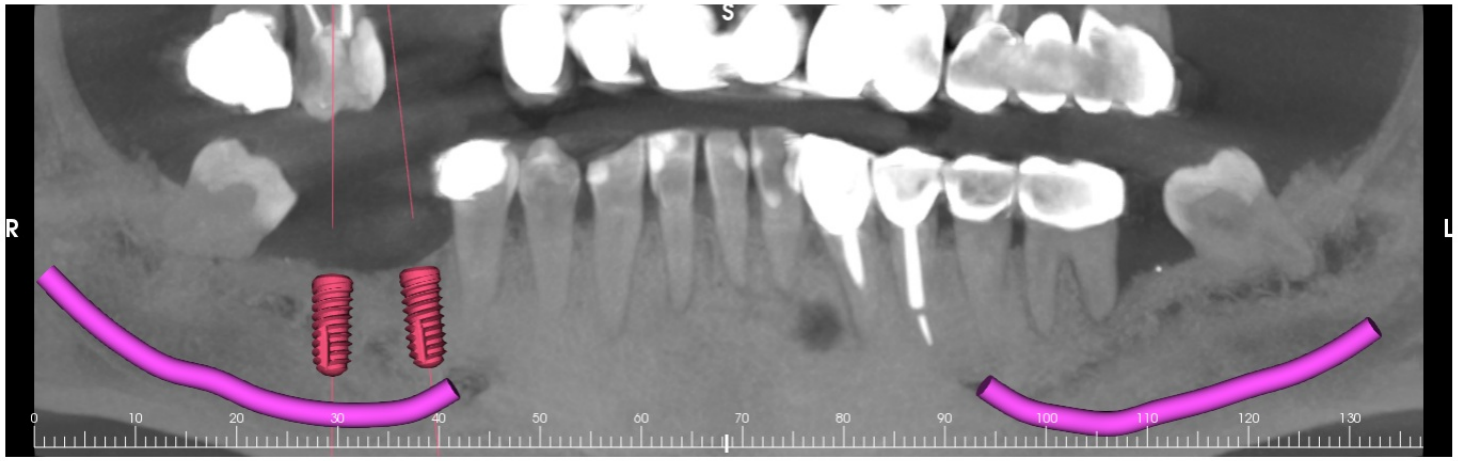

Notes:

Position	Manufacturer	Model	Size	Abutment	Abutment size	Sleeve	Collision warnings
46	Bredent	copaSKY	4 x 10 mm [copa4010]			Pro Guide - Lsleeeve 4 mm	No collision
47	Bredent	copaSKY	4 x 10 mm [copa4010]			Pro Guide - Lsleeeve 4 mm	No collision

The image scale depends on printer settings and might not be in 1:1 ratio, check rulers on images for reference.
The HU scale depends on acquisition machine calibration, please refer to manufacturer settings and scan settings.
Please refer to the Implant Manufacturer's instructional literature for information on the surgical kit and instrumentation.

Planning scheme: Implants

Implant number: 47

Manufacturer:
Bredent

Model: copaSKY

Size: 4 x 10 mm

Implant number: 46

Manufacturer:
Bredent

Model: copaSKY

Size: 4 x 10 mm

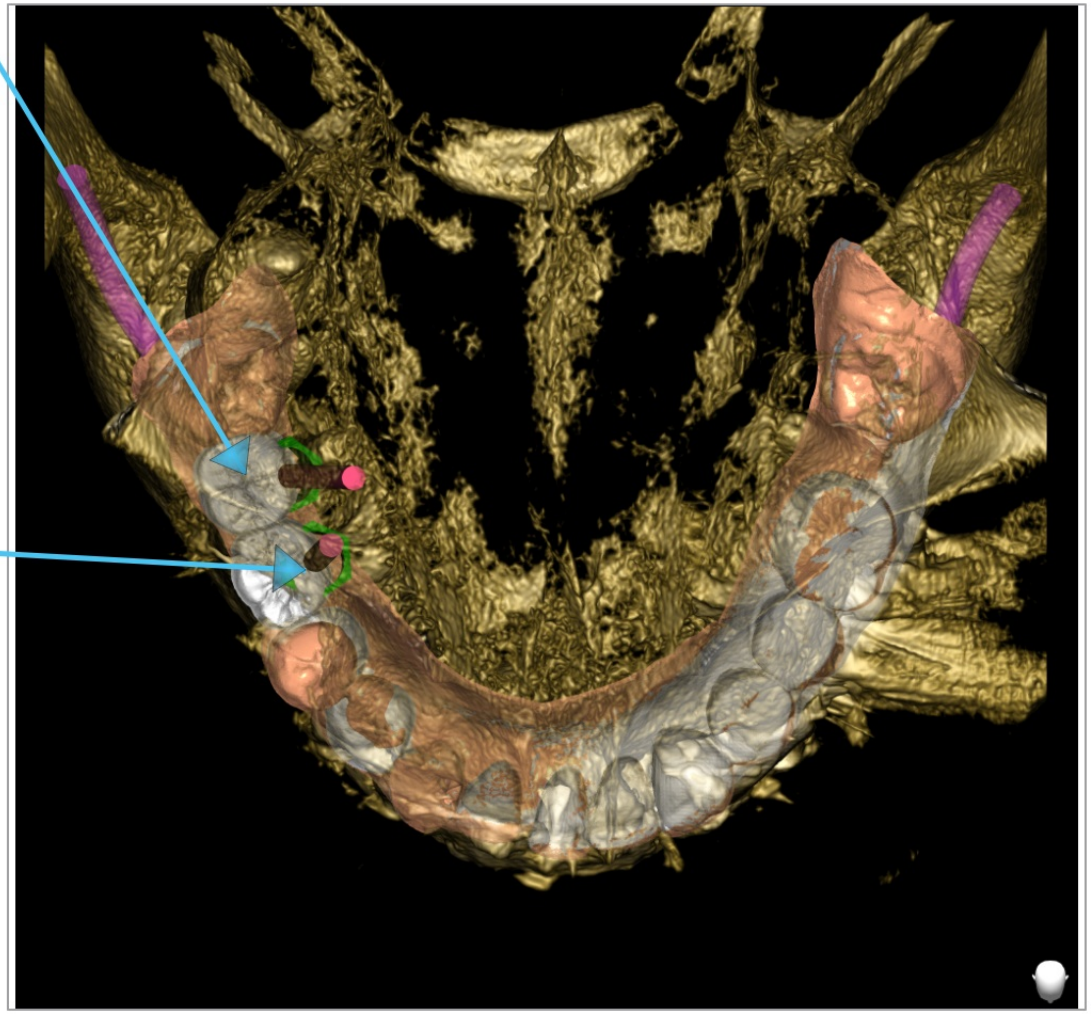

Planning scheme: Implants

Implant number: 47

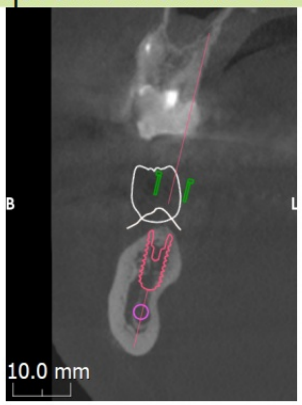

Implant number: 46

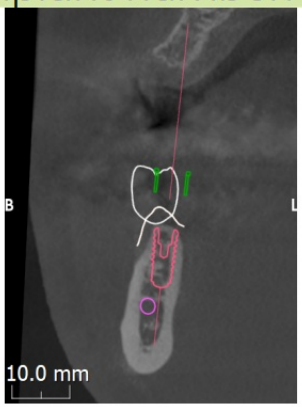

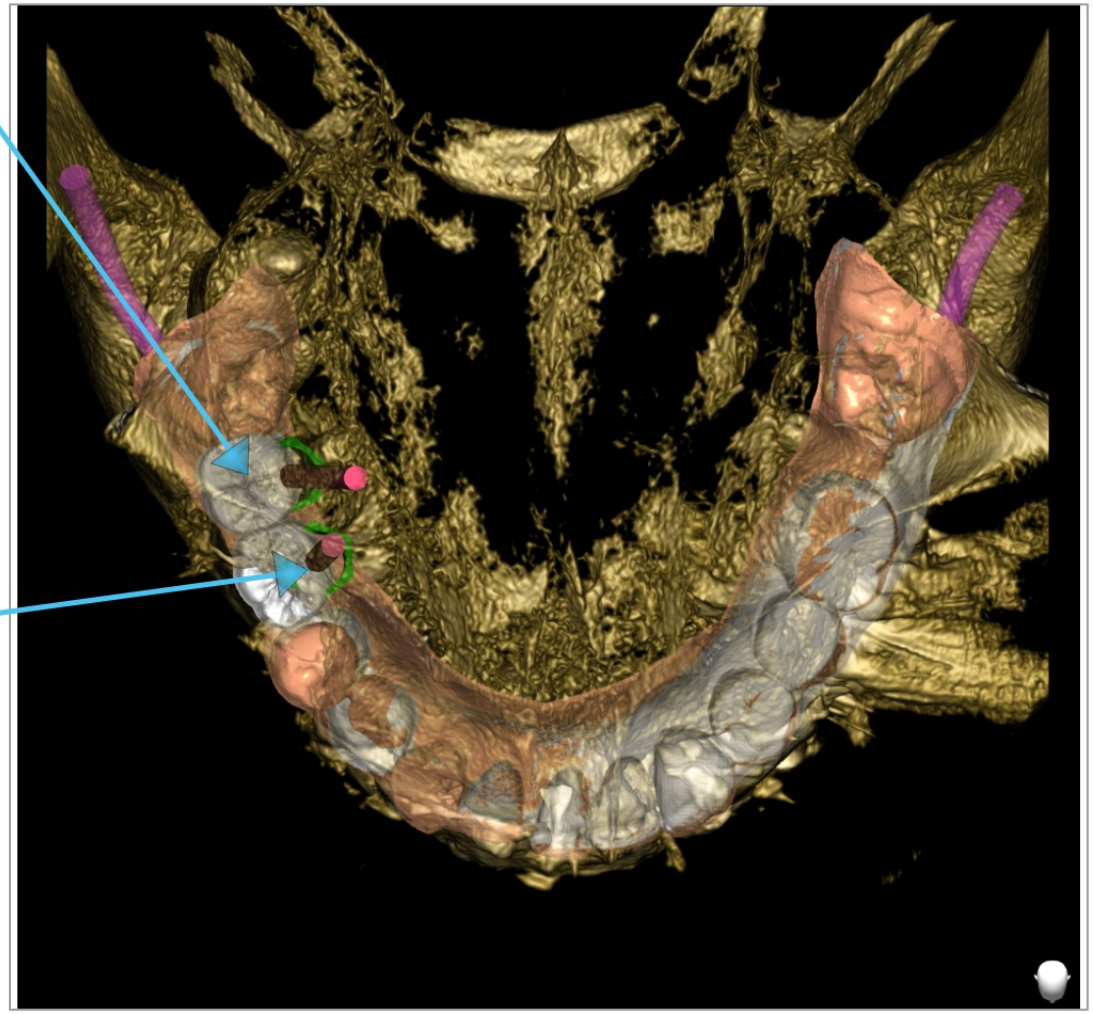

The image scale depends on printer settings and might not be in 1:1 ratio, check rulers on images for reference.
The HU scale depends on acquisition machine calibration, please refer to manufacturer settings and scan settings.
Please refer to the Implant Manufacturer's instructional literature for information on the surgical kit and instrumentation.

46

Patient: John Hutton-
Leggat CN9903
Date of birth: 01/02/1982

Position	Manufacturer	Model	Size	Abutment	Abutment size	Sleeve	Sleeve top height
46	Bredent	copaSKY	4 x 10 mm [copa4010]			Pro Guide - Lsleeeve 4 mm	10.00 mm

Bone density inside the implant volume

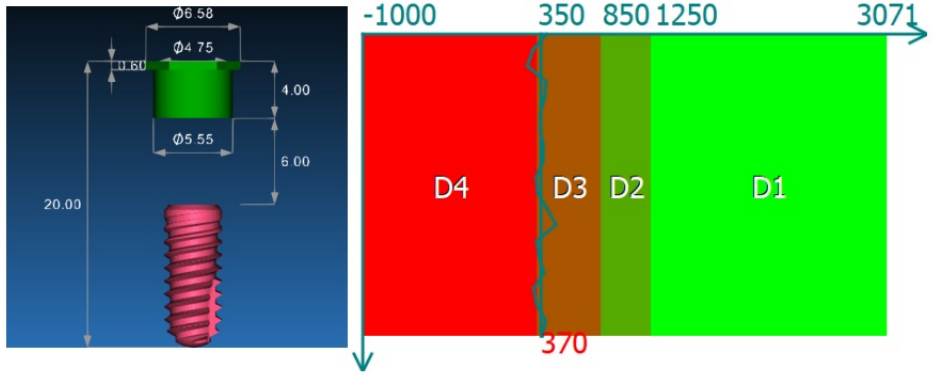

Notes:

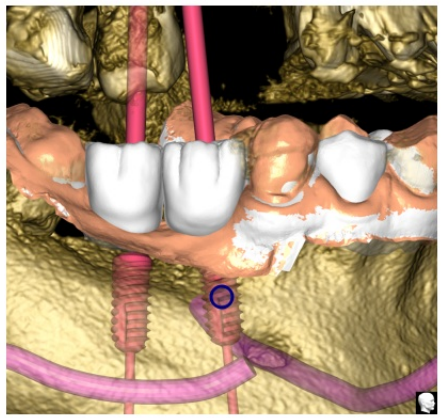

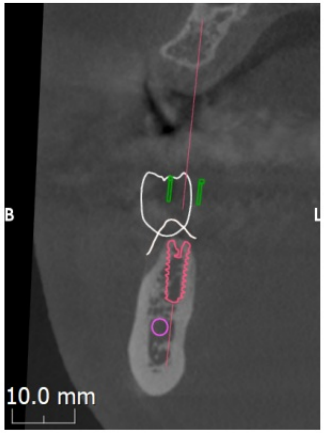

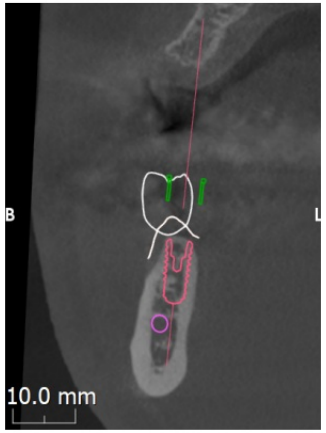

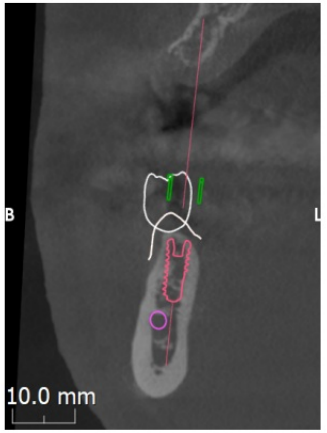

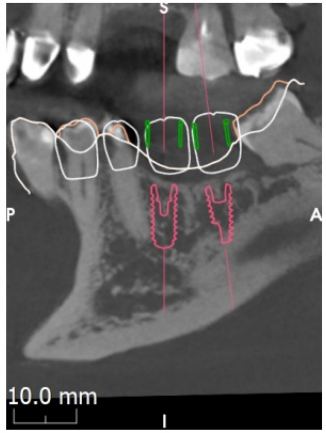

The image scale depends on printer settings and might not be in 1:1 ratio, check rulers on images for reference.
The HU scale depends on acquisition machine calibration, please refer to manufacturer settings and scan settings.
Please refer to the Implant Manufacturer's instructional literature for information on the surgical kit and instrumentation.

47

Patient: John Hutton-
Leggat CN9903
Date of birth: 01/02/1982

Position	Manufacturer	Model	Size	Abutment	Abutment size	Sleeve	Sleeve top height
47	Bredent	copaSKY	4 x 10 mm [copa4010]			Pro Guide - Lsleeeve 4 mm	10.00 mm

Bone density inside the implant volume

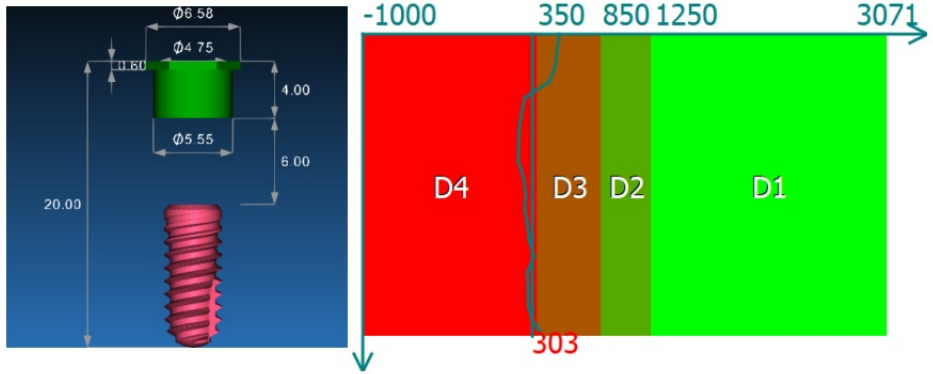

Notes:

